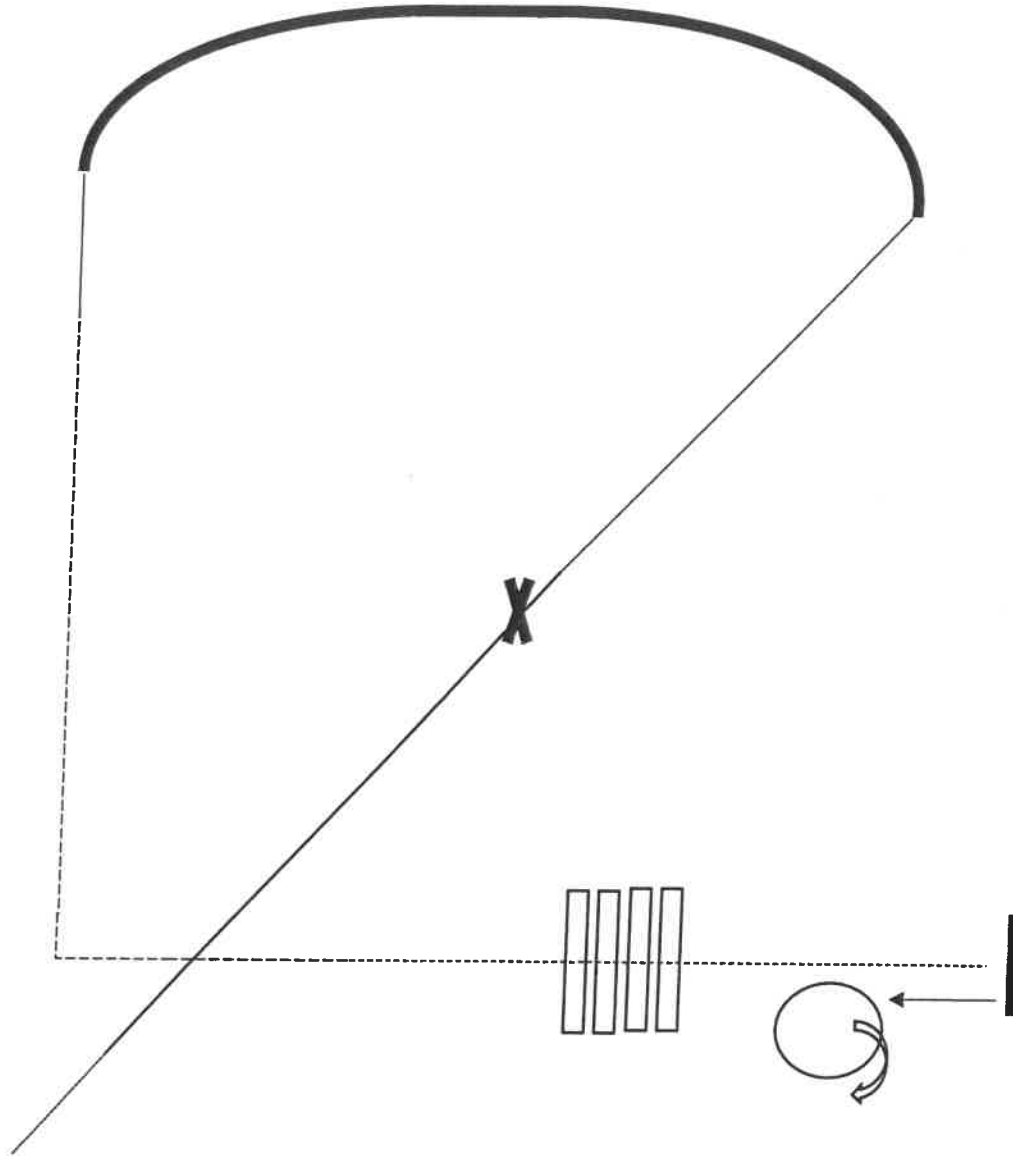
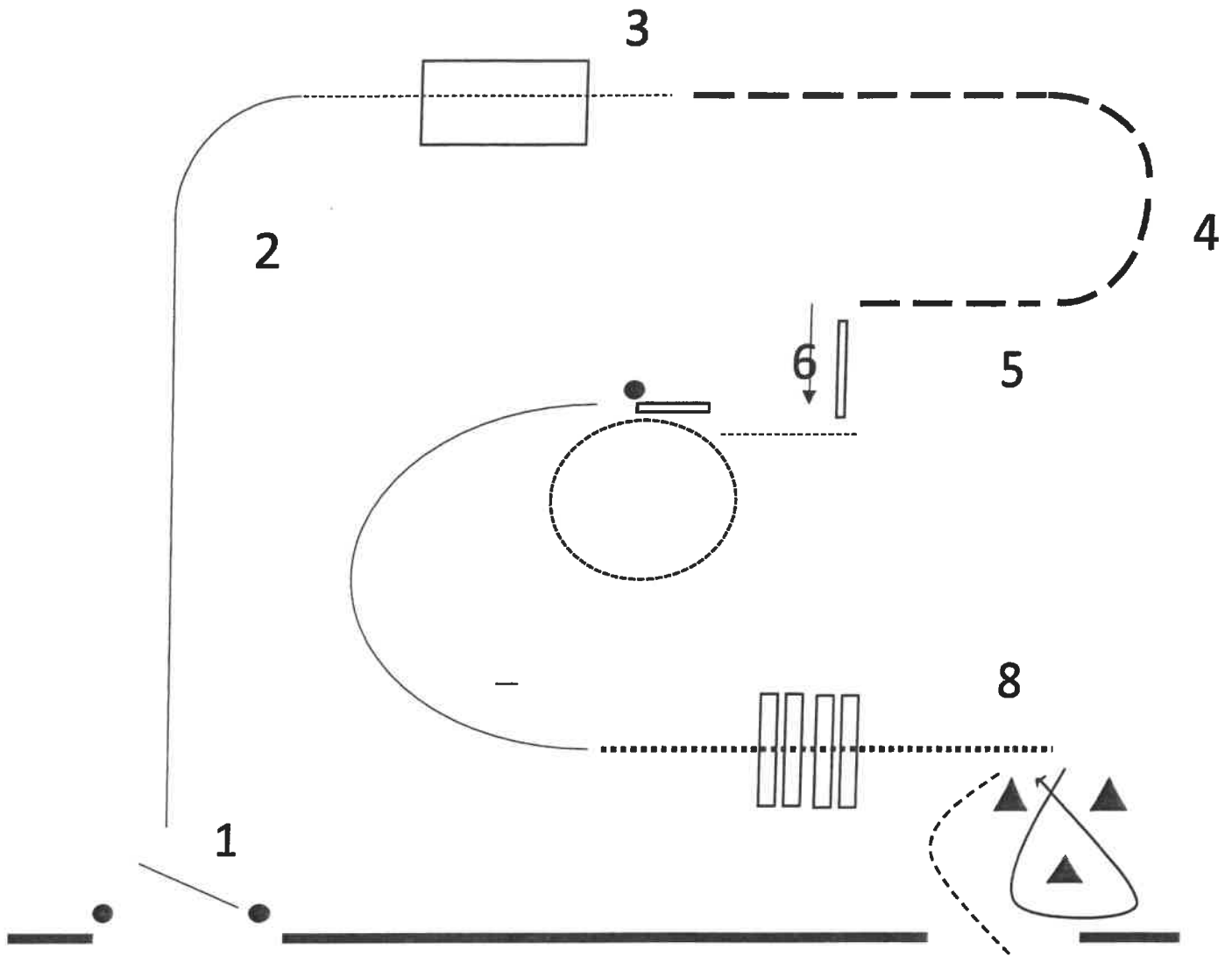


Ranch Riding # 1, 2, 3, 4, 5  
# 220



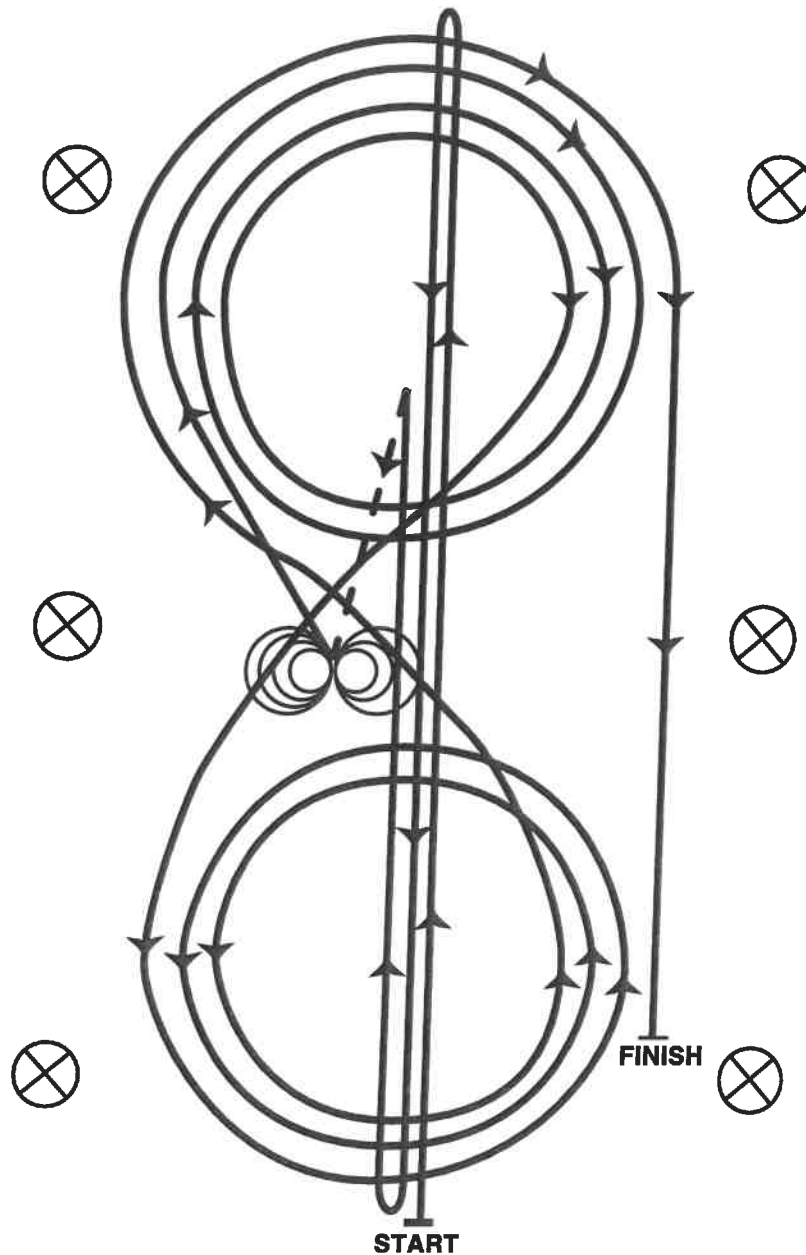
1. Walk
2. Right Lead
3. Change Leads
4. Left Lead
5. Extended Lope
6. Collect Lope
7. Extended Trot Square Corner
8. Slow to Trot
9. Trot Logs
10. Stop & Back
11. 360 Left, 90 Right.
12. Exit at Walk.

# Ranch Trail #. 6, 7, 8



1. Right Hand Gate
2. Right Lead to Bridge
3. Walk over Bridge
4. Extended Trot around to Log.
5. Side Pass Left
6. Walk to post & Drag log left circle
7. Left lead, break to jog
8. Jog poles and up to cones
9. Stop, back through and around cone. Exit at walk


## REINING PATTERN 7



1. Run at speed to the far end of the arena past the end marker and do a left rollback - no hesitation.
  2. Run to the opposite end of the arena past the end marker and do a right rollback - no hesitation.
  3. Run past the center marker and do a sliding stop. Back up to the center of the arena or at least ten feet (3 meters). Hesitate.
  4. Complete four spins to the right.
  5. Complete four and one-quarter spins to the left so that horse is facing left wall or fence. Hesitate.
  6. Beginning on the right lead, complete three circles to the right: the first two circles large and fast; the third circle small and slow. Change leads at the center of the arena.
  7. Complete three circles to the left: the first two circles large and fast; the third circle small and slow. Change leads at the center of the arena.
  8. Begin a large circle to the right but do not close this circle. Run straight down the right side of the arena past the center marker and do a sliding stop at least 20 feet (6 meters) from the wall or fence. Hesitate to demonstrate completion of the pattern.
- Rider may drop bridle to the designated judge.

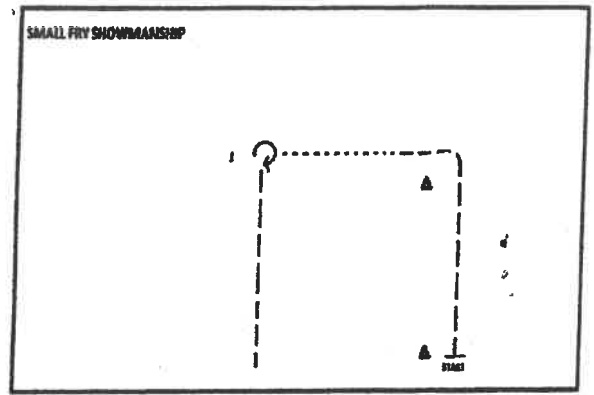
# 27, 29

SMALL FRY HORSEMANSHIP



1. Begin at Marker A and walk 1 horse length
2. Jog to and around marker B
3. 1/2 way between Markers B and C extend the jog to Marker C
4. Stop and back 1 horse length.....thank you

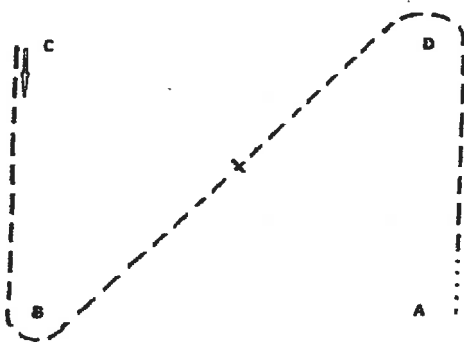
# 94, 95



1. Start at the 1<sup>st</sup> marker and trot to and around the 2<sup>nd</sup> marker
2. Break to a walk and walk to the judge
3. Stop and set up for inspection
4. When excused, pivot 1/2 turn and trot to exit

# 105, 108

EQUITATION  
SMALL FRY

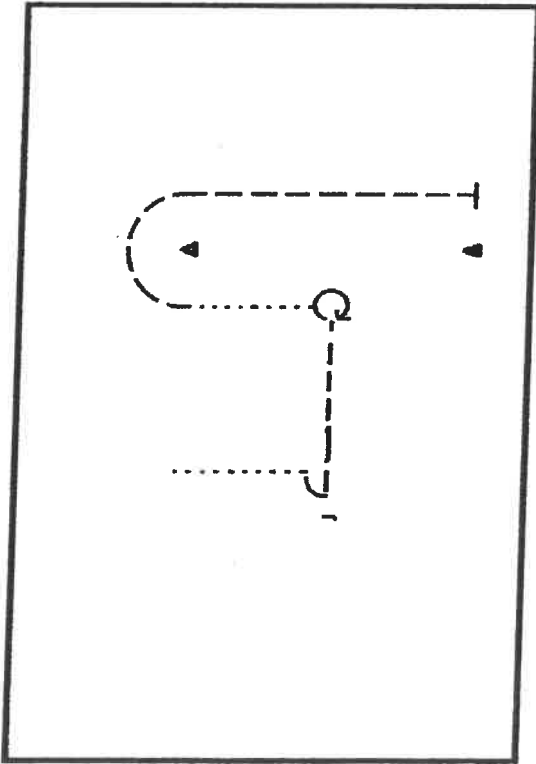


1. Begin at Marker A and walk 1 horse length
2. Start a posting trot on the right diagonal to and around D to the center of the arena and change diagonals
3. Continue around marker B to Marker C
4. Stop and back 1 horse length....exit at a trot

# 88, 91

SHOWMANSHIP

Novice Youth and Novice Amateur

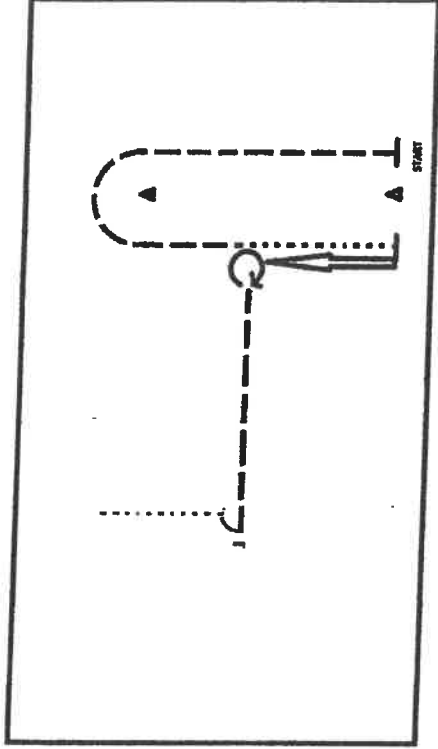


1. Start at the 1<sup>st</sup> cone and trot around the 2<sup>nd</sup> cone and break to a walk
2. Walk until the horses' hip is even with the judge and pivot 1/4 turns
3. Trot to the judge and set up for inspection
4. Pivot 1/4 turn and walk to exit

# 89, 90, 92, 93

SHOWMANSHIP

Amateur Select, Amateur, and Youth 13 & under, 14-18

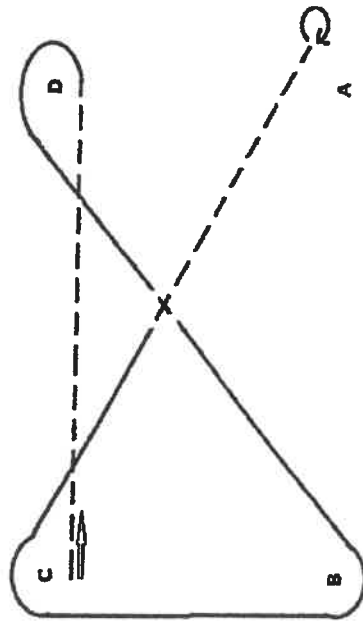


1. Start at 1<sup>st</sup> cone and trot to and around the 2<sup>nd</sup> cone until even with the judge.
2. Break to a walk and walk to 1<sup>st</sup> cone
3. Stop and back until the horses' hip is even with the judge
4. Pivot 1/4 turns and trot to the judge
5. Stop and set up for inspection
6. When excused pivot 1/4 turn and exit at a walk

# 109, 112

**EQUITATION**

**Novice Youth and Novice Amateur**

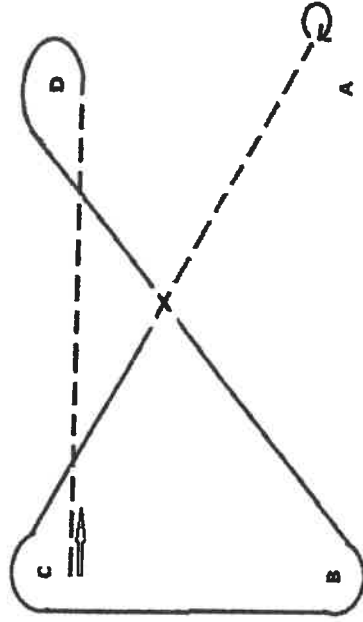


1. Execute a forehand turn to the right
2. Trot on the right diagonal to the center of the pattern
3. Canter on the left lead to C and around B to the center of the pattern
4. Perform a lead change and continue around D
5. Trot on the left diagonal to C
6. Stop, back 1 horse length...exit at a trot

# 110, 111, 113, 114

**EQUITATION**

**Youth, Amateur and Select Amateur**

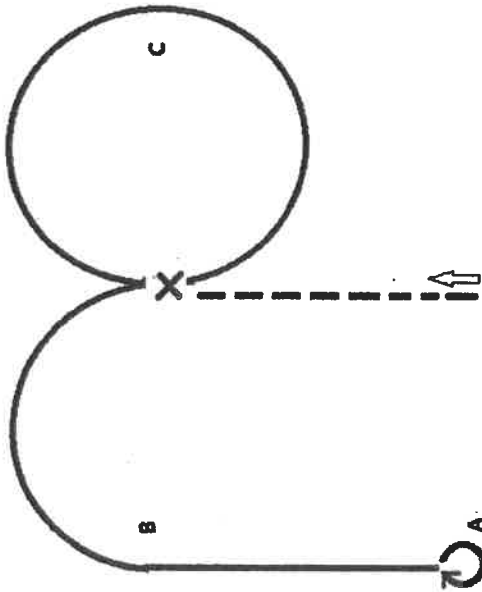


1. Execute a forehand turn to the right
2. Trot on the right diagonal to the center of the pattern
3. Canter on the left lead to C
4. Hand gallop from C to B
5. At B collect the canter and continue to the center of the pattern and change leads
6. Canter around D and trot on the left diagonal to C
7. Stop and back 1 horse length...exit at a trot

# 40, 43

Horsemanship

Novice Amateur and Novice Youth

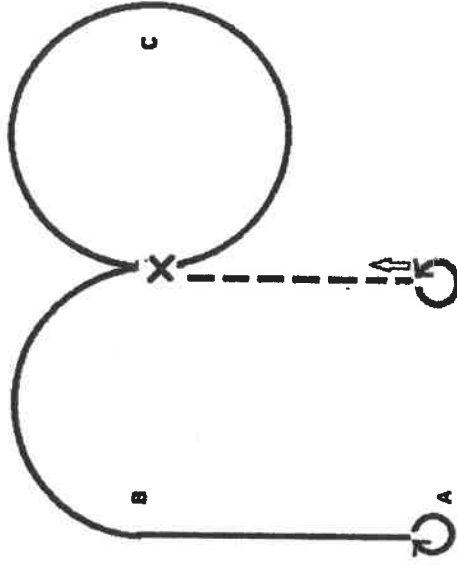


1. Pivot 360° right and lope right lead down the line and 1/2 circle
2. Perform a simple change of leads and lope a circle to the left
3. Close circle and break to an extended trot until even with A
4. Stop, back 1 horse length ....exit at a jog

# 41, 42, 44, 45

HORSEMANSHIP

Amateur Select, Amateur and Youth 13 & under, 14-18



1. Pivot 360° right and lope on the right lead down the line and 1/2 circle
2. Change leads and continue a circle to the left
3. Close circle and extend the trot until even with A.
4. Stop, pivot 360° left and back 1 horse length.....exit at a jog